

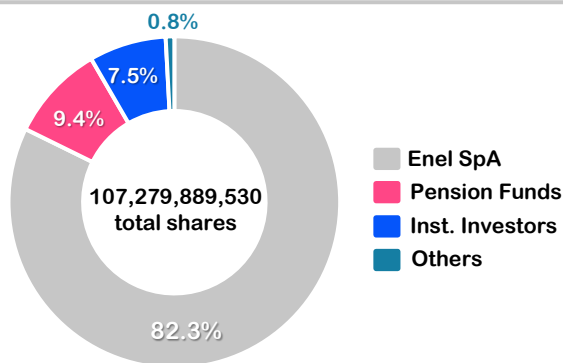
# Enel Américas Fact Sheet H1 2023



- Integrated utility company with operations in LatAm<sup>(1)</sup>;
- With presence in Generation, Grids and Services businesses
- Reaching zero emissions by 2040



## Enel Américas Shareholders<sup>(2)</sup>



## Stock Market<sup>(2)</sup>

Stock Market	Ticker	Closing price	Market Cap
Bolsa de Santiago	ENELAM	107.0 (CLP/Sh)	14.3 USD bn



S&P Dow Jones Indices  
A Division of S&P Global



MOODY'S | ESG Solutions

(1) Asset sale processes are ongoing in Argentina and Peru, according to the Strategic Plan 2023-25 announced in November 2022.

(2) As of June 30, 2023.

## Operational figures – As of June 2023

### Integrated company in LatAm



### Generation

	Argentina	Brazil	Colombia	Peru	C. America	Total
Installed Capacity (GW)	1.3	5.4	3.8	2.4	0.7	13.6
Energy Sales (TWh)	2.7	17.3	10.7	5.9	1.5	38.0
Net production (TWh)	2.7	8.3	8.5	5.0	1.0	25.4

### Grids

	Argentina	Brazil	Colombia	Peru	C. America <sup>(3)</sup>	Total
Grid customers (mn)	2.6	15.5	3.8	1.6	N.A.	23.5
Energy distributed (TWh)	9.2	33.9	7.5	4.3	N.A.	54.9
Energy losses	16.5%	13.2%	7.5%	8.2%	N.A.	12.6%

(3) Central America does not include Distribution business, only Generation business

## Consolidated Financial Data

(US\$ mn)	H1 2022	H1 2023
Revenues	7,001	6,370
EBITDA	2,036	1,899
(US\$ mn)	FY 2022	H1 2023
Total assets	34,774	37,855
Net debt	6,868	5,463
Leverage (x)	1.4	1.3

## ESG Ratings

Agency	Rating
MSCI	AA (Scale from CCC to AAA)
FTSE Russell	4.4 pts (Scale from 0 to 5)
S&P Dow Jones	87 pts (Scale from 0 to 100)
Moody's ESG	67 pts (Scale from 0 to 100)
Refinitiv	94 <sup>5</sup> pts (Scale from 0 to 100)
CDP <sup>(4)</sup>	A- (Scale from D to A)

## Credit Rating – Investment Grade

International	Local
Standard & Poor's	BBB- / Stable
Fitch Ratings	BBB+ / Stable
Moody's	Baa2 / Stable
Fitch Ratings	AA+(cl) / Stable
Feller Rate	AA / Stable

(4) Carbon Disclosure Project; (5) Preliminary evaluation, final score expected by Q4 2023

Figures as of June 30, 2023

Contact information: [ir.enelamericas@enel.com](mailto:ir.enelamericas@enel.com)



Enel Investor APP

# Enel Américas

## Fact Sheet H1 2023

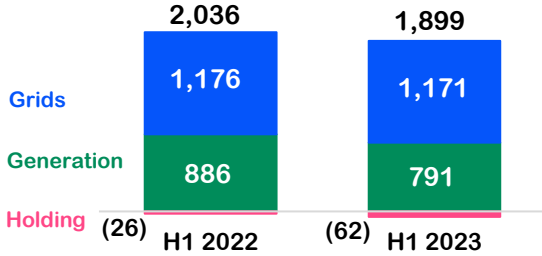


Figures as of June 2023



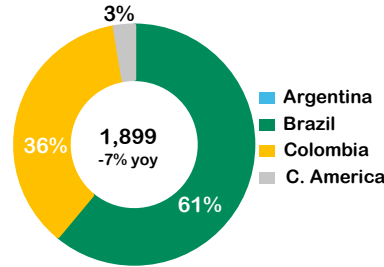
### EBITDA by business<sup>1</sup>

USD mn



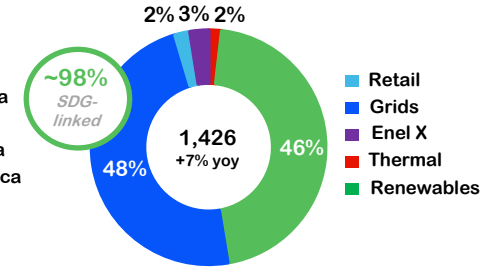
### EBITDA by country<sup>1</sup>

USD mn



### CAPEX by business

USD mn

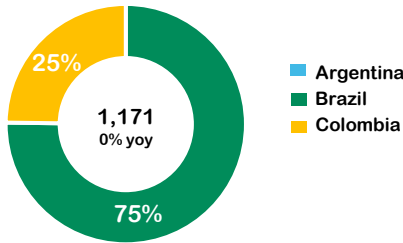


(1) Excludes EBITDA from Peru

### Grids business

#### EBITDA by country

USD mn



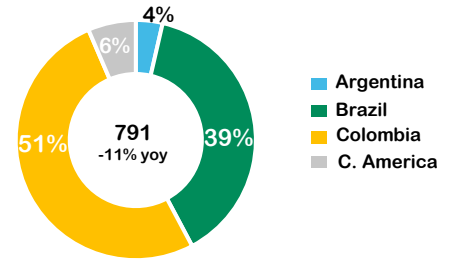
H1 2022 H1 2023 H1 2022 H1 2023

Grid customers (mn)	26.5	23.5	SAIDI (hours)	9.8	8.5
Energy distributed (TWh)	60.7	54.9	SAIFI (times)	4.5	4.0
Energy losses (%)	12.9	12.6			

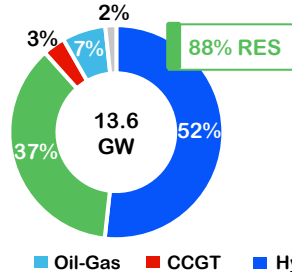
### Generation business

#### EBITDA by country

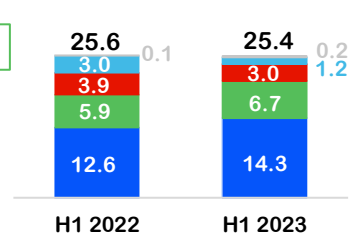
USD mn



#### Net installed capacity

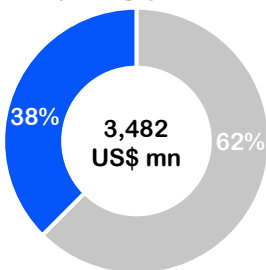


#### Net production (TWh)

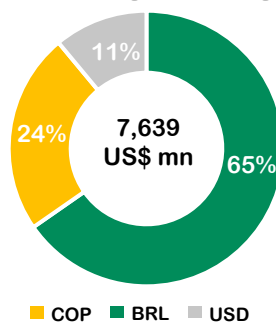


### Enel Américas consolidated Net Debt USD 5,463 mn

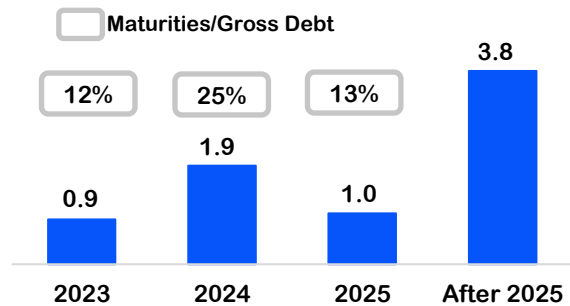
#### Liquidity position



#### Gross Debt by currency



#### Debt maturities (USD bn)



Figures as of June 30, 2023

Contact information: [ir.enelamericas@enel.com](mailto:ir.enelamericas@enel.com)



Enel Investor APP

# Enel Américas

## Fact Sheet H1 2023



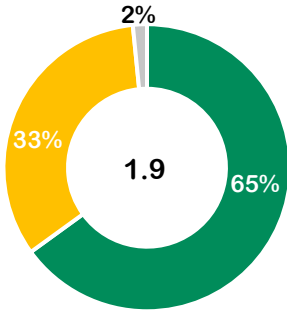
Figures as of June 2023



### Generation business

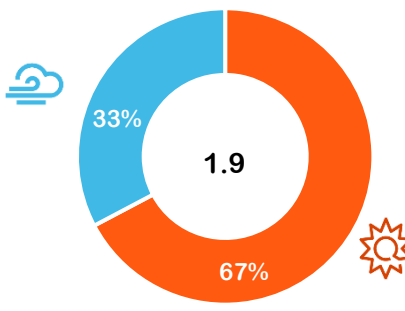
#### Projects in execution (GW)

By country



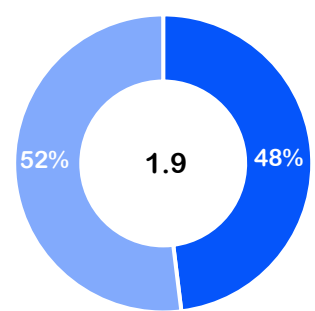
■ Brazil ■ Colombia ■ C. America

By technology



■ Solar ■ Wind

By COD<sup>1</sup>

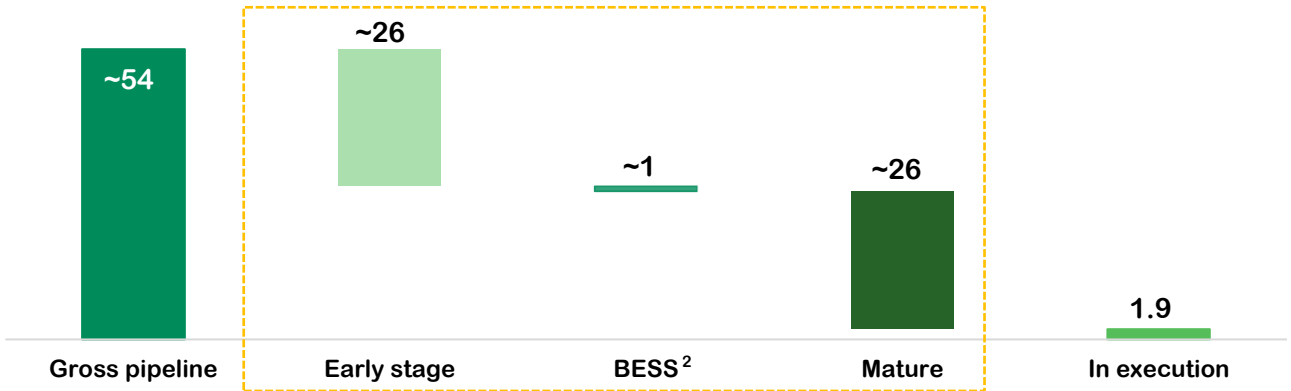


■ 2023 ■ 2024

(1) Commercial operation date

#### Gross Pipeline (GW)

~52 GW



(2) Battery Energy Storage System

### Grids business

#### Tariff reviews

2023



Enel Dx Río (March)  
 Enel Dx Ceará (April)  
 Enel Dx Sao Paulo (July)

Edesur  
 (December)

2025



Enel Colombia

