

Energis Fact Sheet

The Company

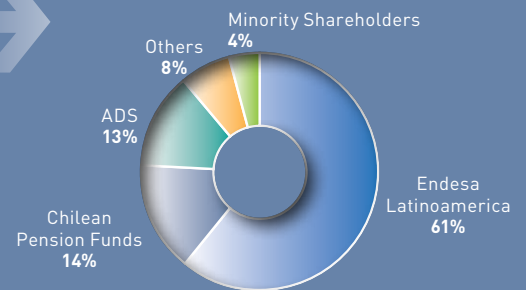
- We are an integrated utility company with presence in five countries in Latam.
- We are engaged in the electricity Distribution and Generation businesses through our subsidiaries in Argentina, Brazil, Chile, Colombia and Peru.
- Energis is controlled by Endesa S.A., the main private multinational electricity company of Latin America, which in turn is controlled by the ENEL Group, worldwide energy leader.

Recent News

- On January 20th our Colombian subsidiary, Emgesa, successfully issued 144A/Reg S Notes in the international debt capital markets in Colombian pesos for the equivalent of US\$ 400 million, due in January 2021. This is the first offshore private sector issuance in Colombian pesos.
- On February 1st, in Brazil, ANEEL proposed the methodology for the Third Cycle of provisory tariff revision, with the final decision postponed until September 2011. Until then, current tariffs will continue.
- On March 15th, Enel and Endesa Spain presented the Strategic Investment Plan for the period 2011-2015.



Ownership Structure



COLOMBIA

Generation / Emgesa

Installed Capacity 2,914 MW
Market Share 21.8 %

Distribution / Codensa

Customers 2.5 Million
Sales 12,515 GWh

PERU

Generation / Edegel

Installed Capacity 1,668 MW
Market Share 25.8 %

Distribution / Edelnor

Customers 1.1 Million
Sales 6,126 GWh

CHILE

Generation / Endesa Chile

Installed Capacity 5,611 MW
Market Share 36.2 %

Distribution / Chilectra

Customers 1.6 Million
Sales 13,098 GWh

ARGENTINA

Generation / Costanera-Chocon

Installed Capacity 3,652 MW
Market Share 13.0 %

Distribution / Edesur

Customers 2.4 Million
Sales 16,759 GWh

BRAZIL

Generation / Fortaleza-Cachoeira

Installed Capacity 987 MW
Market Share 0.9 %

Transmission / Cien

Installed Capacity 2,100 MW

Distribution / Ampla

Customers 2.6 Million
Sales 9,927 GWh

Distribution / Coelce

Customers 3.1 Million
Sales 8,850 GWh



Consolidated Financial Data (US\$ million)

	Dec 2009	Dec 2010
Revenues	11,525	12,864
EBITDA	4,369	4,433
Total Assets	26,050	27,790
Net Financial Debt	5,970	5,525
Financial Exp. Coverage	5.26	5.12
Leverage	1.07	1.00
Minority Interest	5,637	5,937
Shareholders Equity	6,938	7,982

Figures in US\$ reported in Press Releases

Risk Rating Classification Investment Grade

International ratings	
Standard & Poor's	BBB+ with stable outlook
Fitch Ratings	BBB+ with stable outlook
Moody's	Baa3 positive revision
Local ratings	
Feller Rate	AA / Stable
Fitch Ratings	AA / Stable



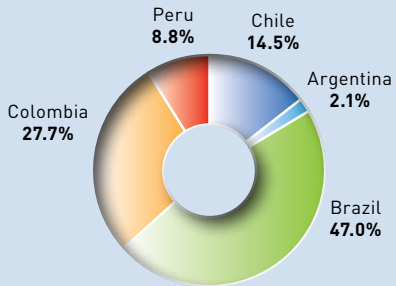


Distribution



Generation

EBITDA Dx by country

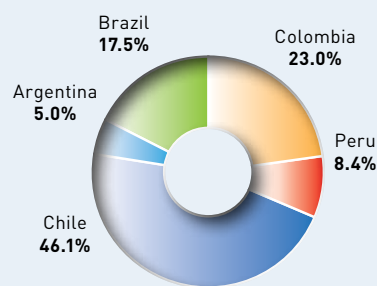


- Represents 43% of our consolidated EBITDA and 45% of total Assets

• Total Sales: 67,274 GWh

• Total Clients: 13.3 million

EBITDA Gx by country



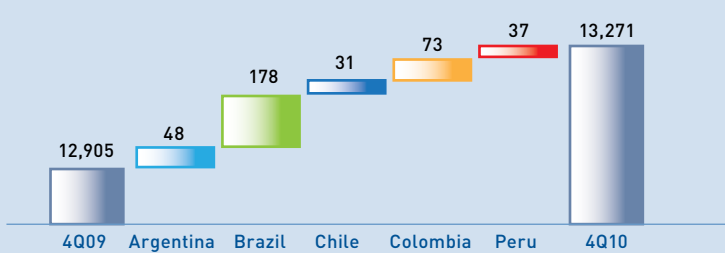
- Represents 57% of our consolidated EBITDA and 54% of total Assets

• Total Sales: 63,431 GWh

• Total Installed Capacity: 14,833 MW

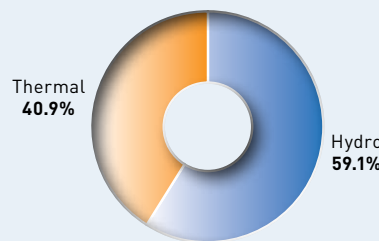
366,000 New Clients in 2010

Number of clients (Th)



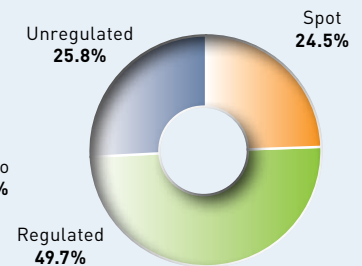
Installed Capacity

14,833 MW



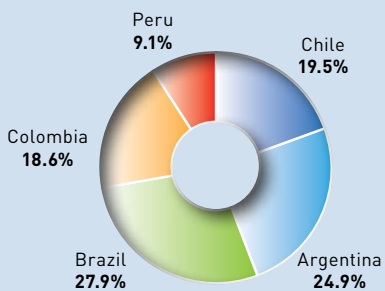
Energy Sales

63,431 GWh



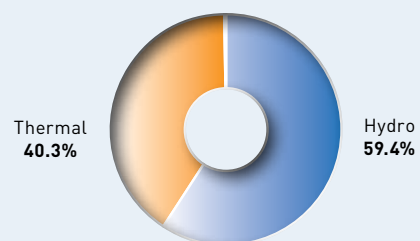
Physical Sales by country

67,274 GWh



Generation Mix

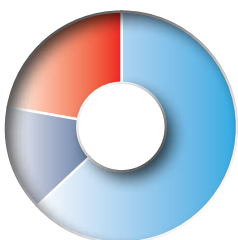
Renewable Sources 0.3%



Liquidity US\$ 3,255 Million

International committed credit lines 719 US\$ Million

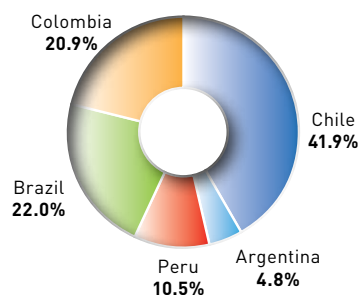
Local non committed credit lines 482 US\$ Million



Cash and cash equivalents 2,054 US\$ Million

Total Financial Debt US\$ 7,579 million

Financial Debt by country



Debt Maturities US\$ Million

