


# Energis Fact Sheet



## The Company

- We are an integrated utility company with presence in five countries in Latin America.
- We are engaged in the electricity Distribution and Generation businesses through our subsidiaries in Argentina, Brazil, Chile, Colombia and Peru.
- Energis is controlled by Endesa S.A., the main private multinational electricity company in Latin America, which in turn is controlled by the ENEL Group, worldwide energy leader.

	<b>COLOMBIA</b>	
	<b>Generation / Emgesa</b>	
	Installed Capacity	2,914 MW
	Market Share on Sales	19 %
	<b>Distribution / Codensa</b>	
	Customers	30
	Sales	12,857 GWh

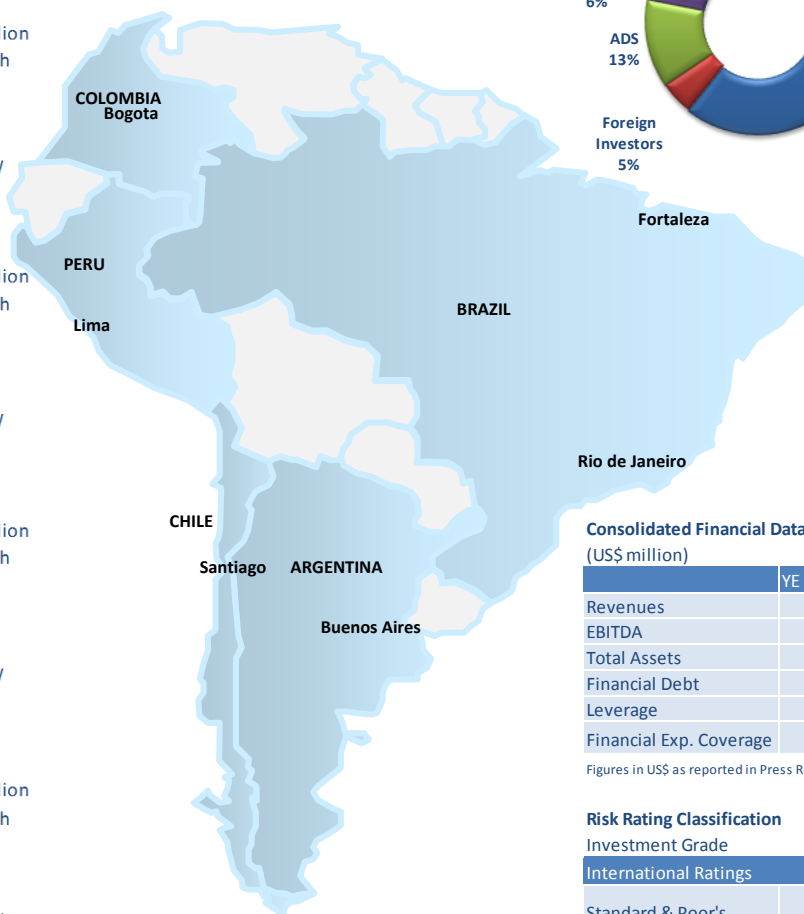
	<b>PERU</b>	
	<b>Generation / Edegel</b>	
	Installed Capacity	1,668 MW
	Market Share on Sales	30 %
	<b>Distribution / Edelnor</b>	
	Customers	1.1 Million
	Sales	6,572 GWh

	<b>CHILE</b>	
	<b>Generation / Endesa Chile</b>	
	Installed Capacity	5,611 MW
	Market Share on Sales	38 %
	<b>Distribution / Chilectra</b>	
	Customers	1.6 Million
	Sales	13,697 GWh

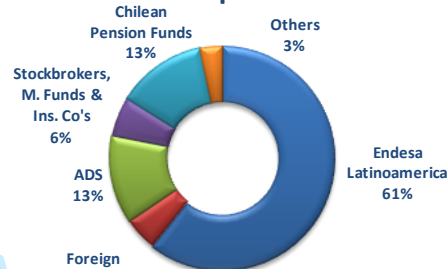
	<b>ARGENTINA</b>	
	<b>Generation / Costanera - Chocon</b>	
	Installed Capacity	3,652 MW
	Market Share on Sales	10 %
	<b>Distribution / Edesur</b>	
	Customers	2.4 Million
	Sales	17,233 GWh

	<b>BRAZIL</b>	
	<b>Generation / Fortaleza - Cachoeira</b>	
	Installed Capacity	987 MW
	Market Share on Sales	2 %
	<b>Distribution / Ampla</b>	
	Customers	2.6 Million
	Sales	10,223 GWh

	<b>Distribution / Coelce</b>	
	Customers	3.2 Million
	Sales	8,970 GWh



## Ownership Structure



## Consolidated Financial Data (US\$ million)

	YE 2010	YE 2011
Revenues	12,864	13,514
EBITDA	4,433	4,399
Total Assets	27,790	26,452
Financial Debt	8	7,330
Leverage	1.00	0.99
Financial Exp. Coverage	5.12	4.52

Figures in US\$ as reported in Press Releases

## Risk Rating Classification

Investment Grade	
International Ratings	
Standard & Poor's	BBB+ with stable outlook
Fitch Ratings	BBB+ with stable outlook
Moody's	Baa2 with stable outlook

Local Ratings	
Feller Rate	AA / Stable
Fitch Ratings	AA / Stable



# Distribution

- Represents 44% of our consolidated Ebitda
- Total sales: 69,552 GWh
- Total clients: 13.7 million

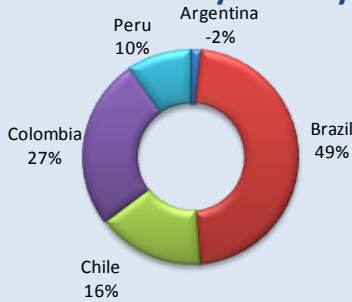


# Generation

- Represents 56% of our consolidated Ebitda
- Total sales: 64,840 GWh
- Total Installed Capacity: 14,832 MW

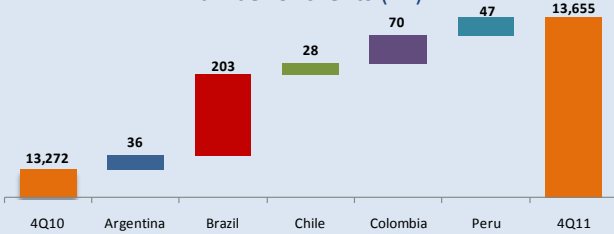


## EBITDA Dx by country



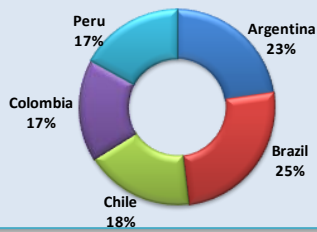
## 384,000 New Clients

Number of clients (Th)

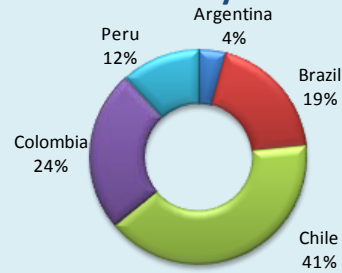


## Physical Sales by country

69,552 GWh

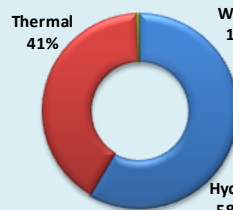


## EBITDA Gx by country



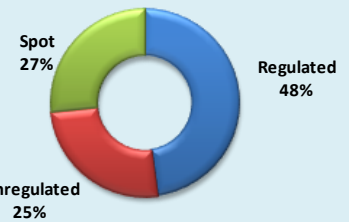
## Installed Capacity

14,832 MW

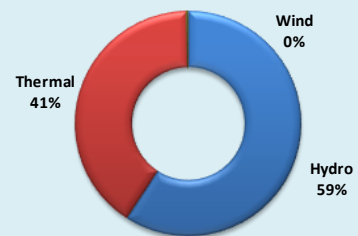


## Energy Sales

64,840 GWh

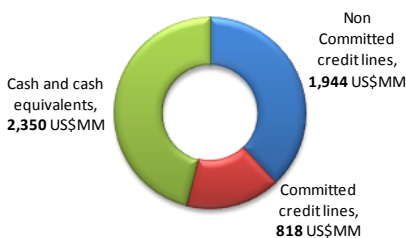


## Generation Mix

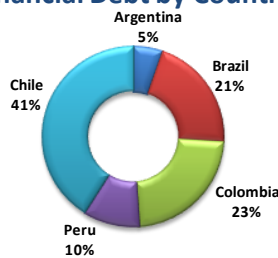


## Financial Debt US\$ 7,330 million

### Liquidity US\$ 5,112 Million



### Financial Debt by Country



### Debt Maturities US\$ Million

