

# Energis Fact Sheet

## The Company

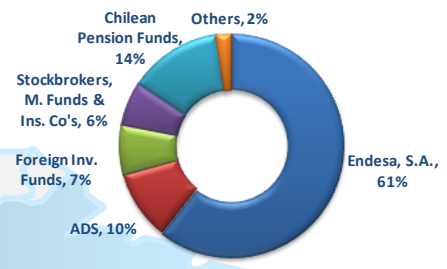
- We are an integrated utility company with presence in five countries in South America.
- We are engaged in the electricity Distribution and Generation businesses through our subsidiaries in Argentina, Brazil, Chile, Colombia and Peru.
- Energis is controlled by Endesa, S.A., the main private multinational electricity company of Latin America, which in turn is controlled by the ENEL Group, worldwide energy leader.



	<b>COLOMBIA</b> Generation / Emgesa Installed Capacity 2.925 MW Market Share Gx 20% Distribution / Codensa Customers 2,7 Million Sales 13.342 GWh Market Share Dx 16%
	<b>PERU</b> Generation / Edegel Installed Capacity 1.842 MW Market Share Gx 24% Distribution / Edelnor Customers 1,3 Million Sales 7.045 GWh Market Share Dx 18%
	<b>CHILE</b> Generation / Endesa Chile Installed Capacity 5.571 MW Market Share Gx 30% Distribution / Chilectra Customers 1,7 Million Sales 15.152 GWh Market Share Dx 20%
	<b>ARGENTINA</b> Generation / Costanera - Chocon Installed Capacity 4.522 MW Market Share Gx 14% Distribution / Edesur Customers 2,4 Million Sales 16.549 GWh Market Share Dx 20%
	<b>BRAZIL</b> Generation / Fortaleza - Cachoeira Installed Capacity 987 MW Market Share Gx 1% Distribution / Ampla Customers 2,8 Million Sales 11.049 GWh Distribution / Coelce Customers 3,5 Million Sales 10.718 GWh



### Ownership Structure



### Consolidated Financial Data

(US\$ million)	YE 2012	YE 2013
Revenues	13.570	13.086
EBITDA	4.069	4.703
(US\$ million)	YE 2012	YE 2013
Total Assets	27.748	31.705
Financial Debt	7.236	7.584
Leverage	0,90	0,78
Financial Exp. Coverage	4,1	5,3

Figures in US\$ as reported in respective Press Releases

### Risk Rating Classification

Investment Grade	
International Ratings	
Standard & Poor's	BBB+ with stable outlook
Fitch Ratings	BBB+ with stable outlook
Moody's	Baa2 with stable outlook

Local Ratings	
Feller Rate	AA / Stable
Fitch Ratings	AA / Stable



# Distribution

- Represents 48% of our consolidated Ebitda
- Total sales: 75,443 GWh
- Total clients: 14,4 million

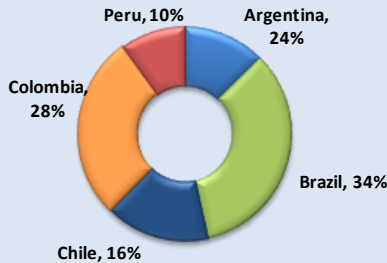


# Generation

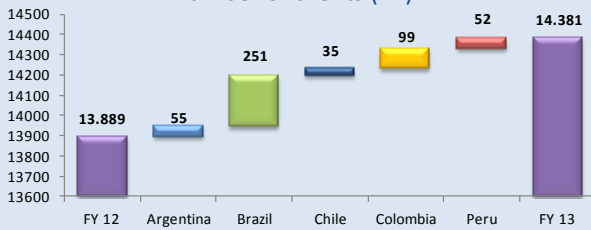
- Represents 52% of our consolidated Ebitda
- Total sales: 69.369 GWh
- Total Installed Capacity: 15,846 MW



## EBITDA Dx by country

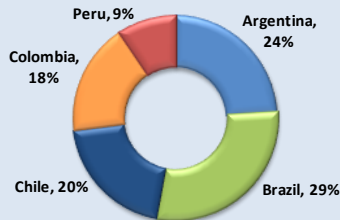


**491,684 New Clients**  
Number of clients (Th)

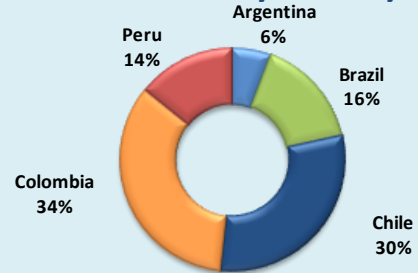


## Physical Sales by country

75,443 GWh

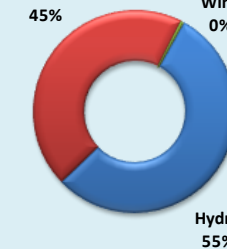


## EBITDA Gx by country



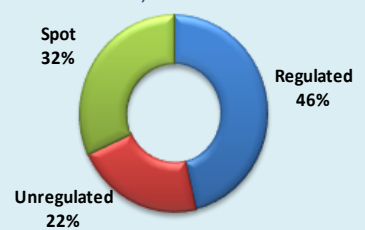
## Installed Capacity

15,846 MW

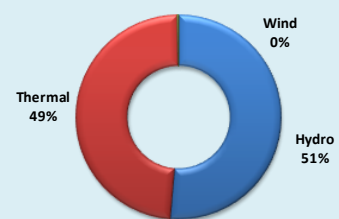


## Energy Sales

67,554 GWh

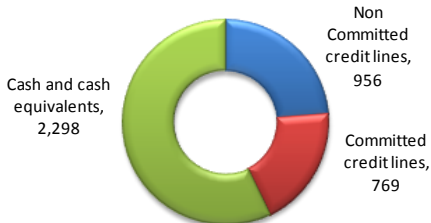


## Generation Mix

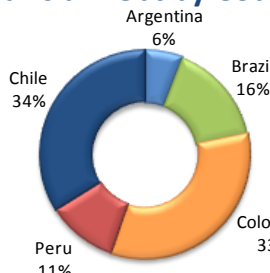


## Financial Debt US\$ 6,921 million

### Liquidity US\$ 4,023 Million



### Financial Debt by Country



### Debt Maturities US\$ Million

