

Enerasis Fact Sheet



FY 2014

The Company

- We are an integrated utility company with presence in five countries in South America.
- We are engaged in the electricity Distribution, Generation and Transmission businesses through our subsidiaries in Argentina, Brazil, Chile, Colombia and Peru.
- Enerasis is controlled by ENEL Group, a worldwide energy leader.

COLOMBIA

Generation / Emgesa
 Installed Capacity 3,059 MW
 Market Share Gx 20%

Distribution / Codensa
 Customers 2.8 Million
 Sales 13,667 GWh
 Market Share Dx 24%

PERU

Generation / Edegel-EEPSA
 Installed Capacity 1,949 MW
 Market Share Gx 22%

Distribution / Edelnor
 Customers 1.3 Million
 Sales 7,359 GWh
 Market Share Dx 30%

CHILE

Generation / Endesa Chile
 Installed Capacity 6,351 MW
 Market Share Gx 32%

Distribution / Chilectra
 Customers 1.7 Million
 Sales 15,702 GWh
 Market Share Dx 44%

ARGENTINA

Generation / Costanera - Chocon-Docksud
 Installed Capacity 4,522 MW
 Market Share Gx 14%

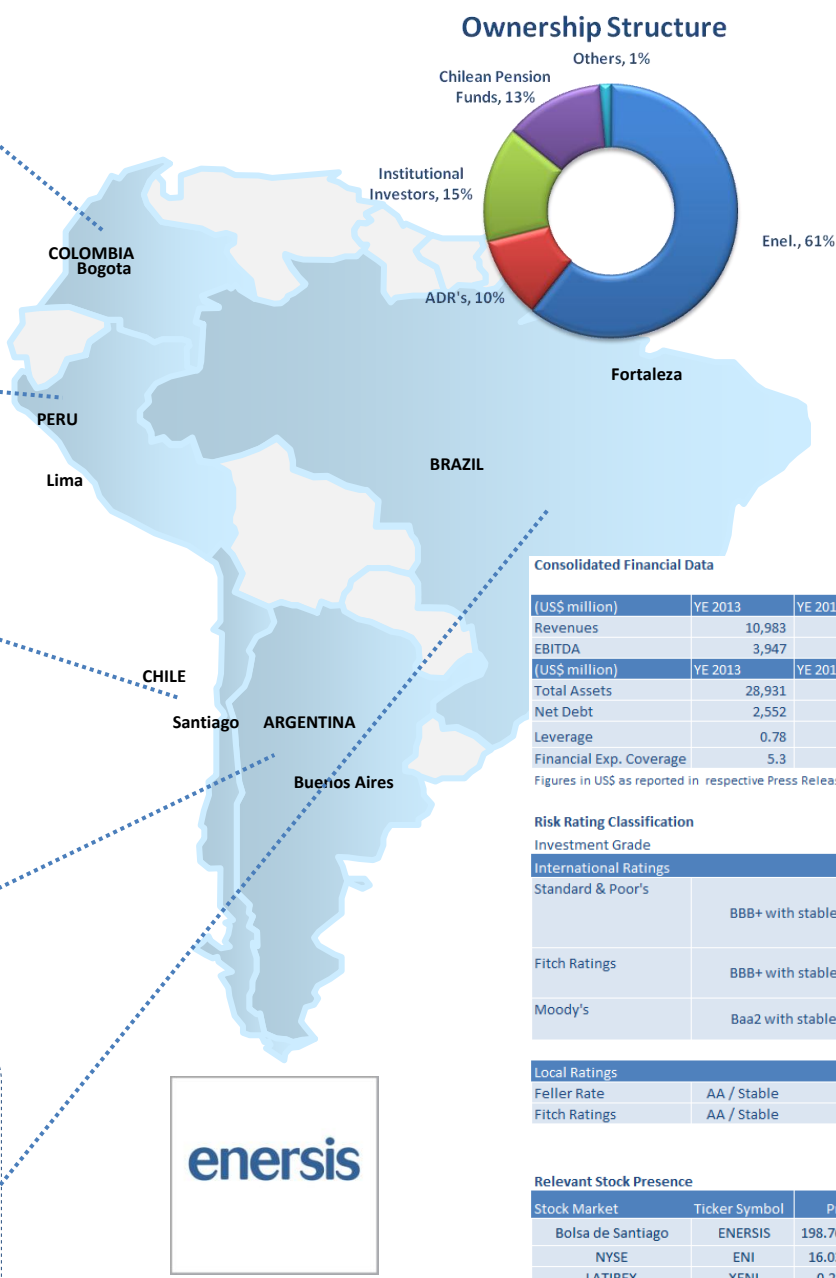
Distribution / Edesur
 Customers 2.5 Million
 Sales 18,025 GWh
 Market Share Dx 19%

BRAZIL

Generation / Fortaleza - Cachoeira Dourada
 Installed Capacity 987 MW
 Market Share Gx 1%

Distribution / Ampla
 Customers 2.9 Million
 Sales 11,701 GWh

Distribution / Coelce
 Customers 3.6 Million
 Sales 11,177 GWh
 Market Share Dx 6%



Consolidated Financial Data

(US\$ million)	YE 2013	YE 2014
Revenues	10,983	12,717
EBITDA	3,947	4,032
(US\$ million)	YE 2013	YE 2014
Total Assets	28,931	26,240
Net Debt	2,552	3,156
Leverage	0.78	0.92
Financial Exp. Coverage	5.3	4.3

Figures in US\$ as reported in respective Press Releases

Risk Rating Classification

Investment Grade

International Ratings	
Standard & Poor's	BBB+ with stable outlook
Fitch Ratings	BBB+ with stable outlook
Moody's	Baa2 with stable outlook

Local Ratings

Feller Rate	AA / Stable
Fitch Ratings	AA / Stable

Relevant Stock Presence

Stock Market	Ticker Symbol	Price 2014 ¹
Bolsa de Santiago	ENERSIS	198.76 (CLP/Share)
NYSE	ENI	16.03 (USD/ADR)
LATIBEX	XENI	0.23 (€/Share)

¹ Closing price as of December 31, 2014



Distribution

- Represents 44% of our consolidated Ebitda
- Total sales: 77,631 GWh
- Total clients: 14.8 million

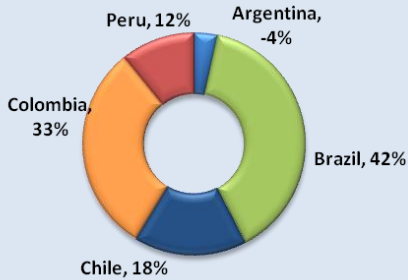


Generation

- Represents 56% of our consolidated Ebitda
- Total sales: 69,230 GWh
- Total Installed Capacity: 16,868 MW

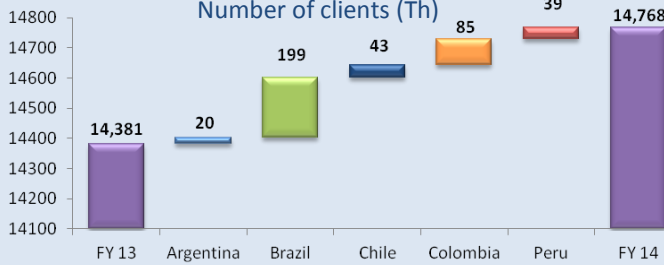


EBITDA Dx by country



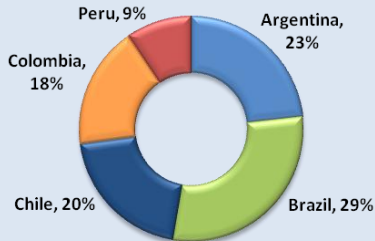
386,733 New Clients

Number of clients (Th)

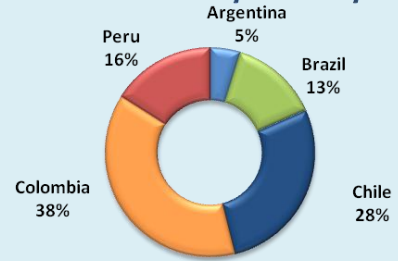


Physical Sales by country

77,631 GWh

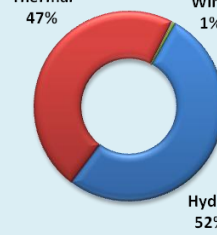


EBITDA Gx by country



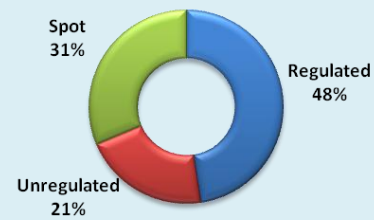
Installed Capacity

16,868 MW

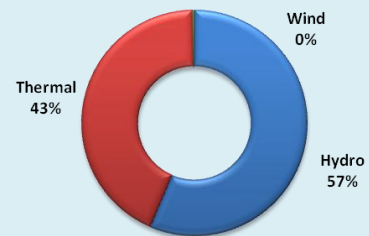


Energy Sales

69,230 GWh

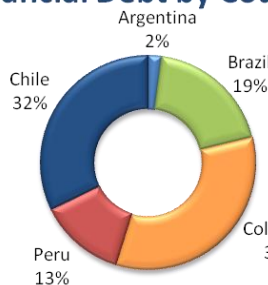
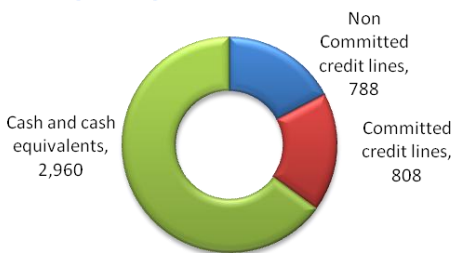


Generation Mix



Financial Debt US\$ 5,986 million

Liquidity US\$ 4,556 Million Financial Debt by Country



Debt Maturities US\$ Million

