

Energis* Fact Sheet

The Company

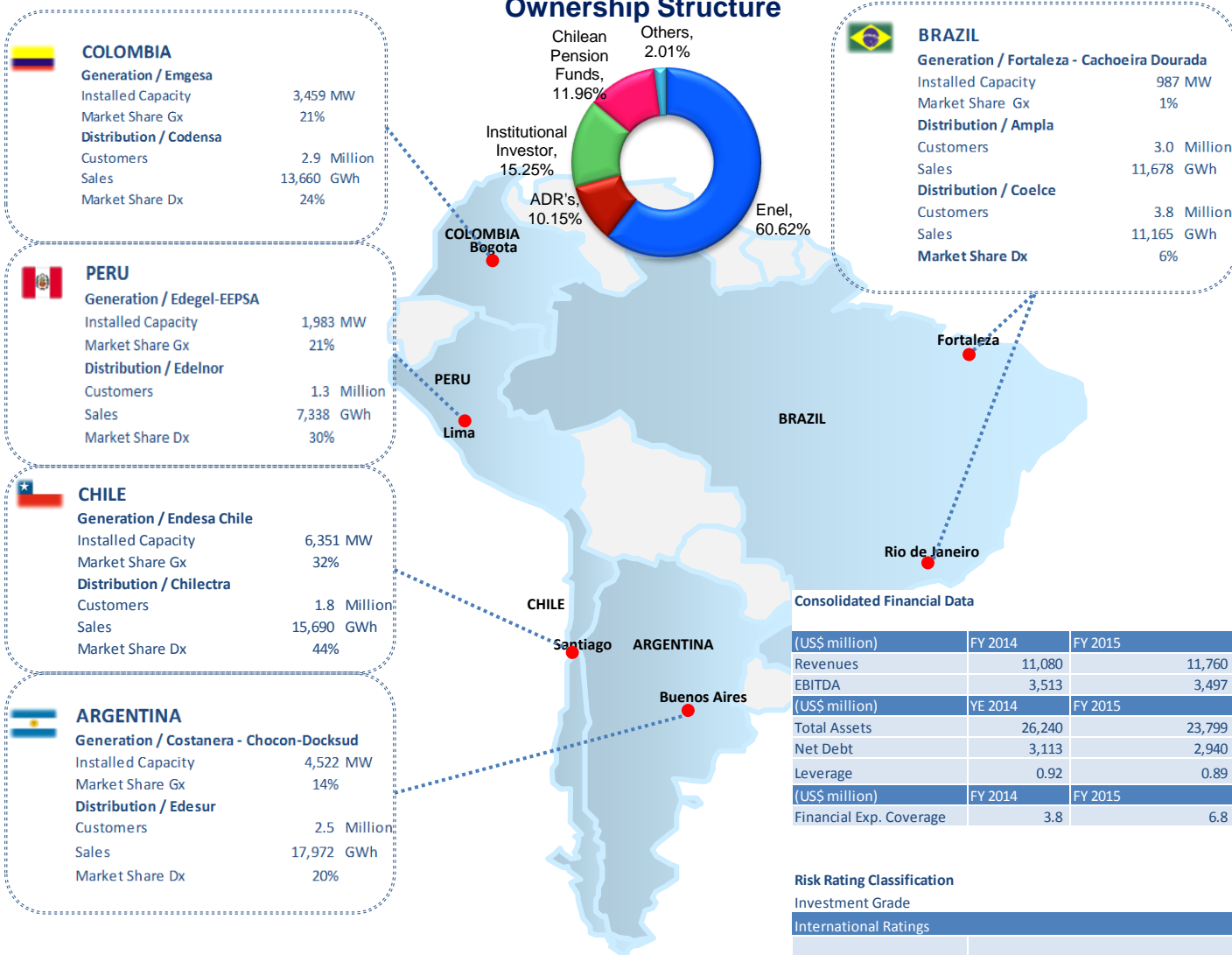
- We are an integrated utility company with presence in five countries in South America.
- We are engaged in the electricity Distribution, Generation and Transmission businesses through our subsidiaries in Chile, Colombia, Peru, Brazil and Argentina.
- Energis is controlled by ENEL Group, a worldwide energy leader.



FY2015

*On March the 1st 2016, it was announced the spin off Energis into Energis Americas and Energis Chile for legal & accountant purposes. Both companies continue to be traded under the same ticker until the listing of the new companies in our current stock exchanges will be effective. Trading date will be timely announced.

Ownership Structure



COLOMBIA
Generation / Emgesa
 Installed Capacity 3,459 MW
 Market Share Gx 21%
Distribution / Codensa
 Customers 2.9 Million
 Sales 13,660 GWh
 Market Share Dx 24%

PERU
Generation / Edegel-EEPSA
 Installed Capacity 1,983 MW
 Market Share Gx 21%
Distribution / Edegnor
 Customers 1.3 Million
 Sales 7,338 GWh
 Market Share Dx 30%

CHILE
Generation / Endesa Chile
 Installed Capacity 6,351 MW
 Market Share Gx 32%
Distribution / Chilectra
 Customers 1.8 Million
 Sales 15,690 GWh
 Market Share Dx 44%

ARGENTINA
Generation / Costanera - Chocon-Docksud
 Installed Capacity 4,522 MW
 Market Share Gx 14%
Distribution / Edesur
 Customers 2.5 Million
 Sales 17,972 GWh
 Market Share Dx 20%

BRAZIL
Generation / Fortaleza - Cachoeira Dourada
 Installed Capacity 987 MW
 Market Share Gx 1%
Distribution / Ampla
 Customers 3.0 Million
 Sales 11,678 GWh
Distribution / Coelce
 Customers 3.8 Million
 Sales 11,165 GWh
 Market Share Dx 6%

Consolidated Financial Data

(US\$ million)	FY 2014	FY 2015
Revenues	11,080	11,760
EBITDA	3,513	3,497
(US\$ million)	YE 2014	FY 2015
Total Assets	26,240	23,799
Net Debt	3,113	2,940
Leverage	0.92	0.89
(US\$ million)	FY 2014	FY 2015
Financial Exp. Coverage	3.8	6.8

Risk Rating Classification

Investment Grade

International Ratings	
Standard & Poor's	BBB with Negative outlook
Fitch Ratings	BBB with Stable outlook
Moody's	Baa3 with Stable outlook

Local Ratings

Feller Rate	AA with Negative outlook
Fitch Ratings	AA- with Stable outlook



Relevant Stock Presence

Stock Market	Ticker Symbol	Price FY2015 ¹
Bolsa de Santiago	ENERGIS	171.07 (CLP/Share)
NYSE	ENI	12.15 (USD/ADR)

¹ Closing price as of December 31, 2015


Distribution

- Represents 41% of our consolidated EBITDA
- Total sales: 78,731 GWh
- Total clients: 15.2 million

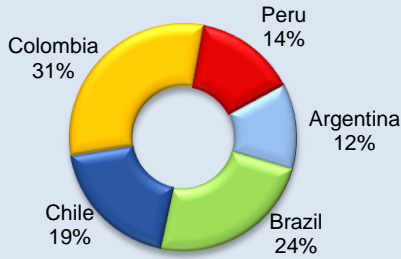


Generation

- Represents 59% of our consolidated EBITDA
- Total sales: 72,039 GWh
- Total Installed Capacity: 17,302 MW



EBITDA Dx by country



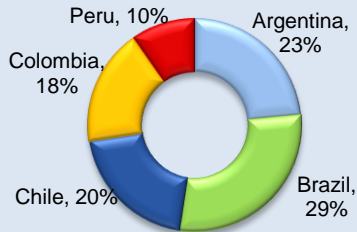
448,617 New Clients

Number of clients (Th)

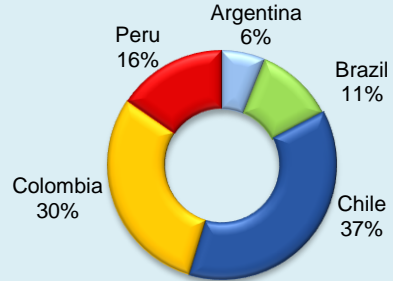


Physical Sales by country

78,731 GWh

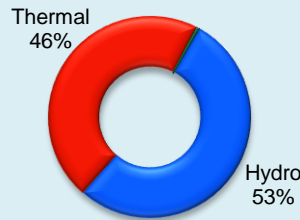


EBITDA Gx by country



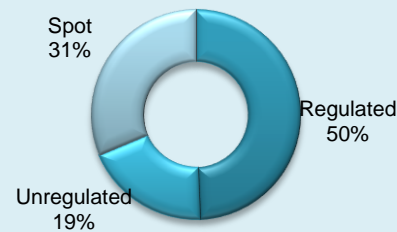
Installed Capacity

17,302 MW¹



Energy Sales

72,039 GWh



Generation Mix

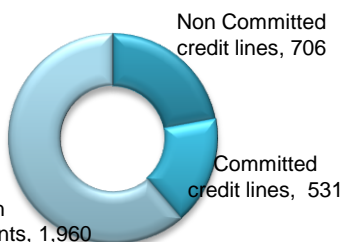


1. Wind Installed Capacity: 87 MW

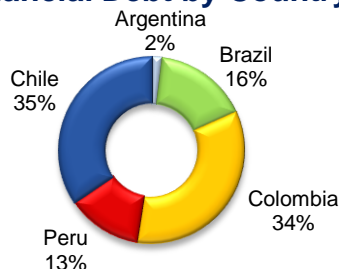
Financial Debt US\$ 4,791 million

Liquidity

US\$ 3,197 Million



Financial Debt by Country



Debt Maturities US\$ Million

