

Energis Fact Sheet



The Company

- We are an integrated utility company with presence in five countries in South America.
- We are engaged in the electricity Distribution, Generation and Transmission businesses through our subsidiaries in Chile, Colombia, Peru, Brazil and Argentina.
- Energis is controlled by ENEL Group, a worldwide energy leader.

COLOMBIA

Generation / Emgesa
 Installed Capacity 3,059 MW
 Market Share Gx 20%

Distribution / Codensa
 Customers 2.8 Million
 Sales 6,798 GWh
 Market Share Dx 24%

PERU

Generation / Edegel-EEPSA
 Installed Capacity 1,970 MW
 Market Share Gx 23%

Distribution / Edelnor
 Customers 1.3 Million
 Sales 3,829 GWh
 Market Share Dx 30%

CHILE

Generation / Endesa Chile
 Installed Capacity 6,351 MW
 Market Share Gx 32%

Distribution / Chilectra
 Customers 1.8 Million
 Sales 7,844 GWh
 Market Share Dx 44%

ARGENTINA

Generation / Costanera - Chocon-Docksud
 Installed Capacity 4,522 MW
 Market Share Gx 14%

Distribution / Edesur
 Customers 2.5 Million
 Sales 9,228 GWh
 Market Share Dx 20%



BRAZIL

Generation / Fortaleza - Cachoeira Dourada
 Installed Capacity 987 MW
 Market Share Gx 1%

Distribution / Ampla
 Customers 2.9 Million
 Sales 5,891 GWh

Distribution / Coelce
 Customers 3.7 Million
 Sales 5,564 GWh
 Market Share Dx 6%

Consolidated Financial Data

(US\$ million)	1H 2014	1H 2015
Revenues	5,438	6,024
EBITDA	1,491	1,606
(US\$ million)	YE 2014	1H 2015
Total Assets	26,240	23,799
Net Debt	3,113	4,011
Leverage	0.92	0.84
(US\$ million)	1H 2014	1H 2015
Financial Exp. Coverage	3.1	4.4

Figures in US\$ as reported in respective Press Releases

Risk Rating Classification

Investment Grade

International Ratings	
Standard & Poor's	BBB+ with stable outlook
Fitch Ratings	BBB+ with stable outlook
Moody's	Baa2 with stable outlook

Local Ratings

Feller Rate	AA / Stable
Fitch Ratings	AA / Stable

Relevant Stock Presence

Stock Market	Ticker Symbol	Price 1H2015 ¹
Bolsa de Santiago	ENERSIS	203.22 (CLP/Share)
NYSE	ENI	15.83 (USD/ADR)
LATIBEX	XENI	0.28 (€/Share)

¹ Closing price as of June 30, 2015



Distribution

- Represents 45% of our consolidated Ebitda
- Total sales: 39,154 GWh
- Total clients: 15 million

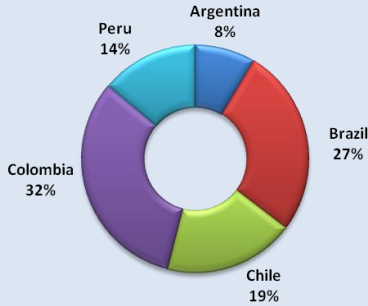


Generation

- Represents 55% of our consolidated Ebitda
- Total sales: 34,911 GWh
- Total Installed Capacity: 16,888 MW

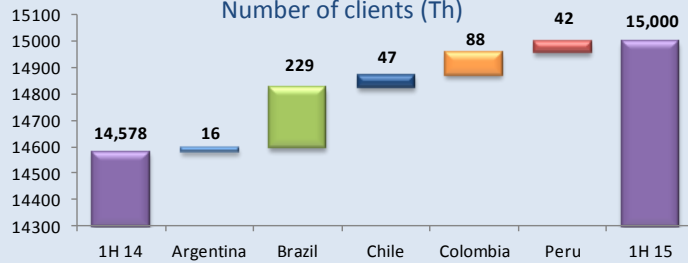


EBITDA Dx by country

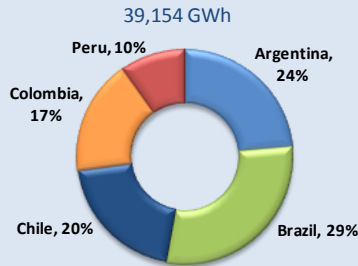


421,679 New Clients

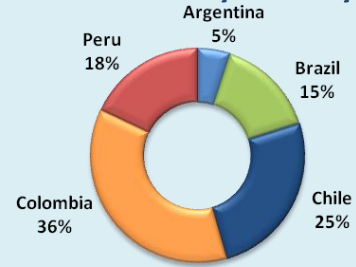
Number of clients (Th)



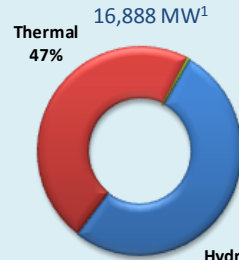
Physical Sales by country



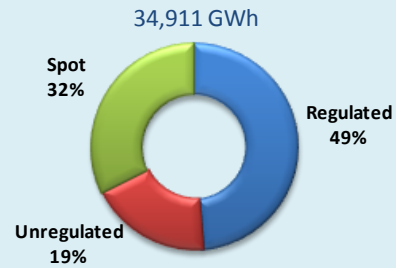
EBITDA Gx by country



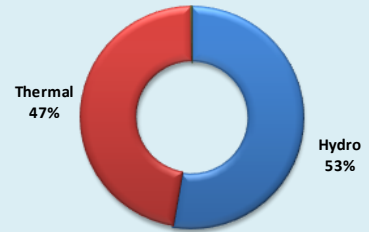
Installed Capacity



Energy Sales



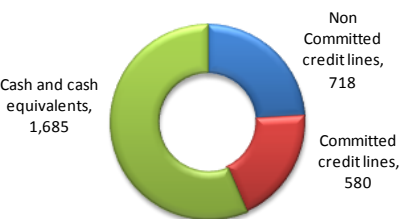
Generation Mix



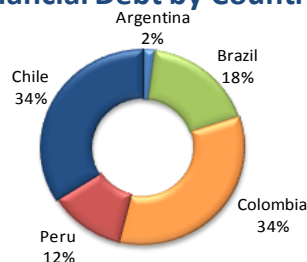
1. Wind Installed Capacity: 87 MW

Gross Debt US\$ 5,696 million

Liquidity US\$ 2,984 Million



Financial Debt by Country



Debt Maturities US\$ Million

