

Enerjis Américas Fact Sheet

1H 2016



The Company

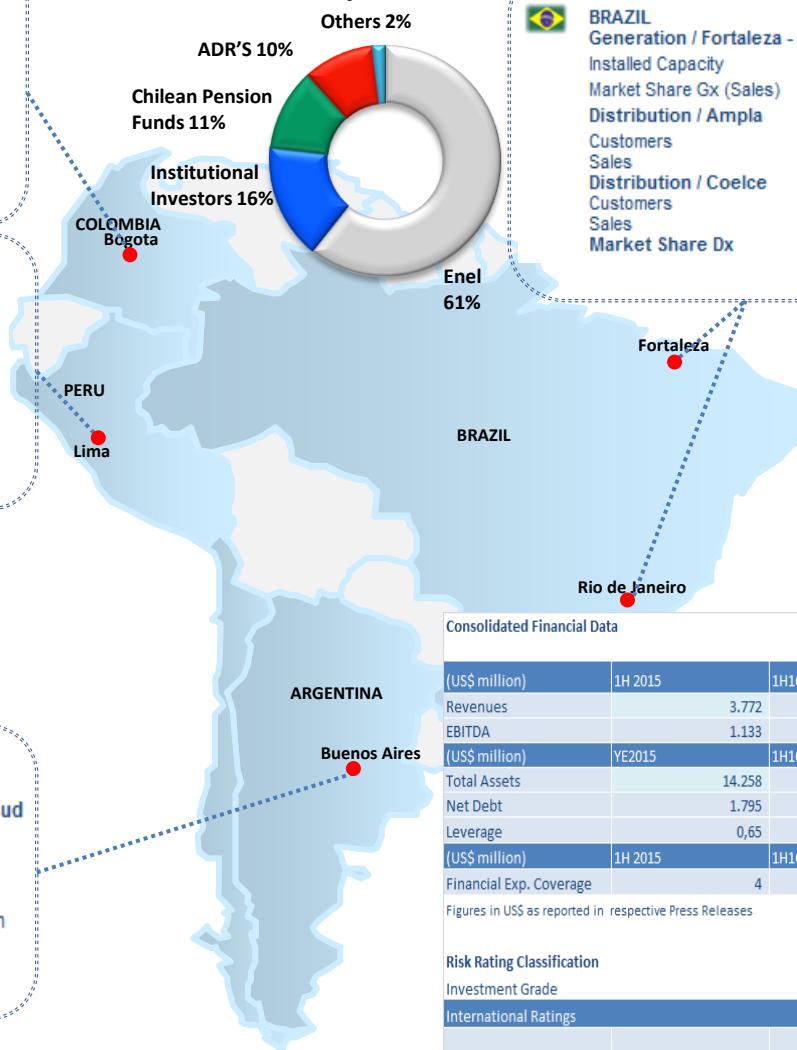
- We are an integrated utility company with presence in four countries in South America.
- We are engaged in the electricity Distribution, Generation and Transmission businesses through our subsidiaries in Colombia, Peru, Brazil and Argentina.
- Enerjis Americas is controlled by ENEL Group, a worldwide energy leader.

COLOMBIA	
Generation / Emgesa	
Installed Capacity	3,407 MW
Market Share Gx (Sales)	20%
Distribution / Codensa	
Customers	2.9 Million
Sales	6,744 GWh
Market Share Dx	21%

PERU	
Generation / Edegel	
Installed Capacity	1,940 MW
Market Share Gx (Sales)	23%
Distribution / Edelnor	
Customers	1.4 Million
Sales	3,932 GWh
Market Share Dx	30%

ARGENTINA	
Generation / Costanera - Chocon-Docksud	
Installed Capacity	4,419 MW
Market Share Gx (Sales)	10%
Distribution / Edesur	
Customers	2.5 Million
Sales	9,551 GWh
Market Share Dx	15%

Ownership Structure



BRAZIL	
Generation / Fortaleza - Cachoeira Dourada	
Installed Capacity	974 MW
Market Share Gx (Sales)	2%
Distribution / Ampla	
Customers	3.0 Million
Sales	5,876 GWh
Distribution / Coelce	
Customers	3.8 Million
Sales	5,698 GWh
Market Share Dx	3%

Consolidated Financial Data

(US\$ million)	1H 2015	1H16
Revenues	3,772	3,722
EBITDA	1,133	1,266
(US\$ million)	YE2015	1H16
Total Assets	14,258	16,206
Net Debt	1,795	2,161
Leverage	0,65	1,02
(US\$ million)	1H 2015	1H16
Financial Exp. Coverage	4	3,2

Figures in US\$ as reported in respective Press Releases

Risk Rating Classification

Investment Grade

International Ratings

Rating Agency	Rating	Outlook
Standard & Poor's	BBB	with negative outlook
Fitch Ratings	BBB	with stable outlook
Moody's	Baa3	with stable outlook

Local Ratings

Rating Agency	Rating	Outlook
Feller Rate	AA-	Stable
Fitch Ratings	AA-	Stable

Relevant Stock Presence

Stock Market	Ticket symbol	Price 1H2016
Bolsa de Santiago	ENERSIS-AM	113.35 (CLP/Share)
NYSE	ENIA	8.58 (USD/ADR)

⁴ Closing price as of June 30, 2016



Distribution

- Represents 47% of our consolidated Ebitda
- Total sales: 31,801 GWh
- Total clients: 13,6 million

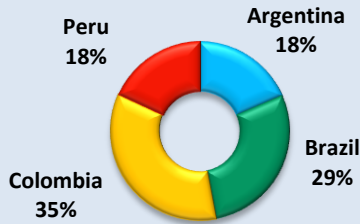


Generation

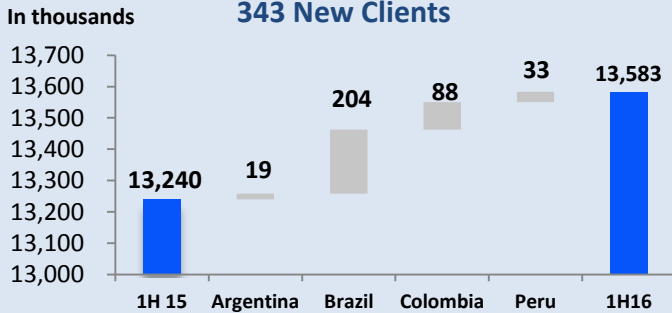
- Represents 53% of our consolidated Ebitda
- Total sales: 24,786 GWh
- Total Installed Capacity: 10,970 MW



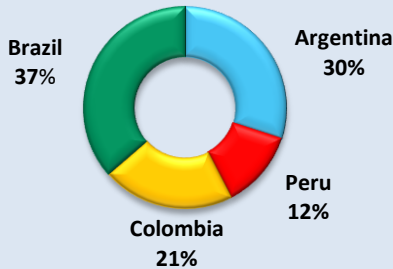
EBITDA Dx by country



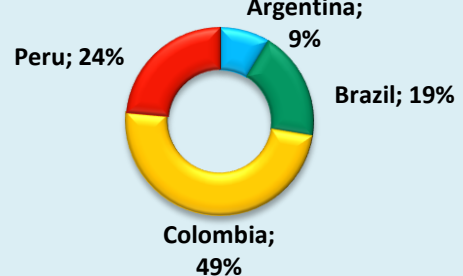
343 New Clients



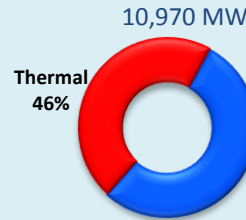
Physical Sales by country



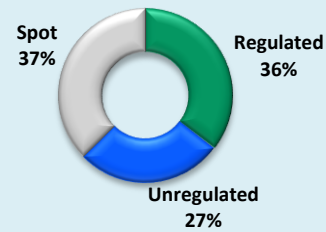
EBITDA Gx by country



Installed Capacity



Energy Sales

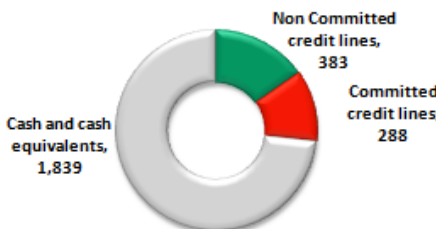


Generation Mix

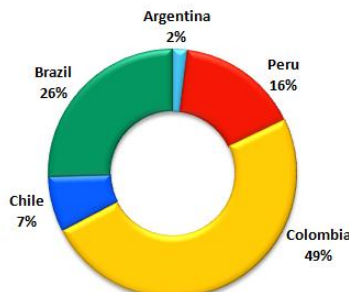


Gross Debt US\$ 4,000 million

Liquidity US\$ 2,510 Million



Financial Debt by country



Debt Maturities US\$ Million

