

# Energis Fact Sheet



## The Company

- We are an integrated utility company with presence in five countries in South America.
- We are engaged in the electricity Distribution, Generation and Transmission businesses through our subsidiaries in Chile, Colombia, Peru, Brazil and Argentina.
- Energis is controlled by ENEL Group, a worldwide energy leader.

**COLOMBIA**

**Generation / Emgesa**  
 Installed Capacity: 3,059 MW  
 Market Share Gx: 20%

**Distribution / Codensa**  
 Customers: 2.8 Million  
 Sales: 6,798 GWh  
 Market Share Dx: 24%

---

**PERU**

**Generation / Edegel-EEPSA**  
 Installed Capacity: 1,970 MW  
 Market Share Gx: 23%

**Distribution / Edelnor**  
 Customers: 1.3 Million  
 Sales: 3,829 GWh  
 Market Share Dx: 30%

---

**CHILE**

**Generation / Endesa Chile**  
 Installed Capacity: 6,351 MW  
 Market Share Gx: 32%

**Distribution / Chilectra**  
 Customers: 1.8 Million  
 Sales: 7,844 GWh  
 Market Share Dx: 44%

---

**ARGENTINA**

**Generation / Costanera - Chocon-Docksud**  
 Installed Capacity: 4,522 MW  
 Market Share Gx: 14%

**Distribution / Edesur**  
 Customers: 2.5 Million  
 Sales: 9,228 GWh  
 Market Share Dx: 20%



**BRAZIL**

**Generation / Fortaleza - Cachoeira Dourada**  
 Installed Capacity: 987 MW  
 Market Share Gx: 1%

**Distribution / Ampla**  
 Customers: 2.9 Million  
 Sales: 5,891 GWh

**Distribution / Coelce**  
 Customers: 3.7 Million  
 Sales: 5,564 GWh  
 Market Share Dx: 6%

### Consolidated Financial Data

(US\$ million)	1H 2014	1H 2015
Revenues	5,438	6,024
EBITDA	1,491	1,606
(US\$ million)	YE 2014	1H 2015
Total Assets	26,240	23,799
Net Debt	3,113	4,011
Leverage	0.92	0.84
(US\$ million)	1H 2014	1H 2015
Financial Exp. Coverage	3.1	4.4

Figures in US\$ as reported in respective Press Releases

### Risk Rating Classification

Investment Grade

International Ratings	
Standard & Poor's	BBB+ with stable outlook
Fitch Ratings	BBB+ with stable outlook
Moody's	Baa2 with stable outlook

### Local Ratings

Feller Rate	AA / Stable
Fitch Ratings	AA / Stable

### Relevant Stock Presence

Stock Market	Ticker Symbol	Price 1H2015 <sup>1</sup>
Bolsa de Santiago	ENERSIS	203.22 (CLP/Share)
NYSE	ENI	15.83 (USD/ADR)
LATIBEX	XENI	0.28 (€/Share)

<sup>1</sup> Closing price as of June 30, 2015



# Distribution

- Represents 45% of our consolidated Ebitda
- Total sales: 39,154 GWh
- Total clients: 15 million

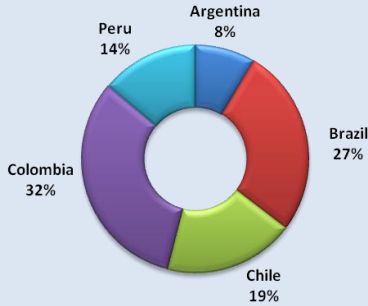


# Generation

- Represents 55% of our consolidated Ebitda
- Total sales: 34,911 GWh
- Total Installed Capacity: 16,888 MW

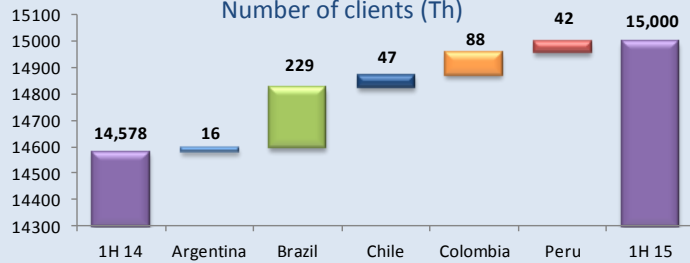


## EBITDA Dx by country

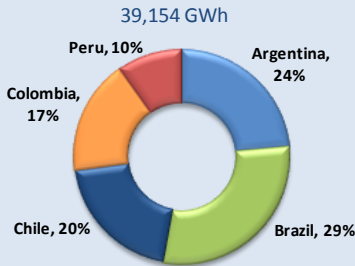


## 421,679 New Clients

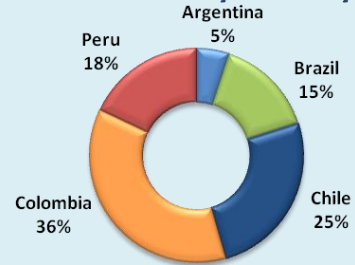
Number of clients (Th)



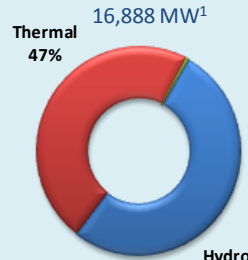
## Physical Sales by country



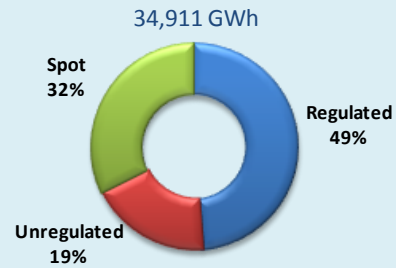
## EBITDA Gx by country



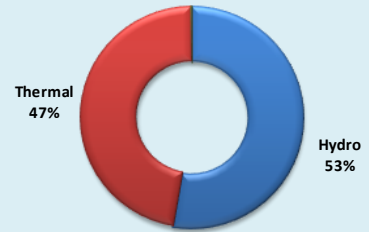
## Installed Capacity



## Energy Sales



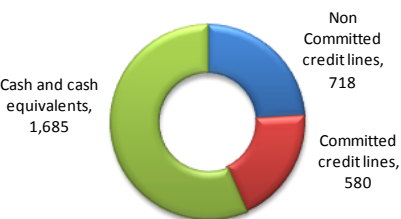
## Generation Mix



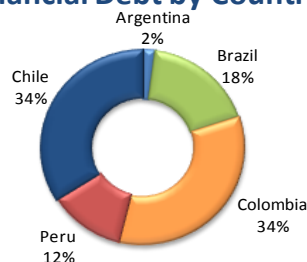
1. Wind Installed Capacity: 87 MW

## Gross Debt US\$ 5,696 million

### Liquidity US\$ 2,984 Million



### Financial Debt by Country



### Debt Maturities US\$ Million

