

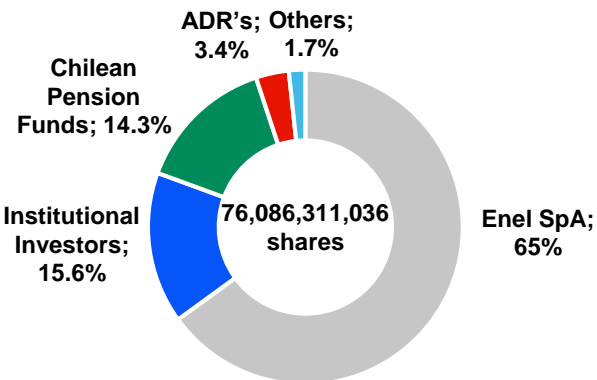
# Fact Sheet FY 2020

## Enel Américas



- We are the largest private utility company in South America.
- We are engaged in the electricity Distribution, Generation and Transmission businesses through our subsidiaries in Argentina, Brazil, Colombia and Peru.
- Enel Américas is part of the Enel Group, a worldwide energy leader.

### Enel Américas Shareholders<sup>1</sup>



1. As of December 31, 2020.

### Stock Presence<sup>1</sup>

Stock Market	Ticker	Closing Price
Bolsa de Santiago	ENELAM	116.01 (CLP/Share)
NYSE	ENIA	8.22 (USD/ADR)



S&P Dow Jones Indices  
A Division of S&P Global



FTSE4Good



a Morningstar company

### Market Presence – FY 2020

	Argentina	Brazil	Colombia	Peru
Generation	Installed Capacity (MW)	4,419	1,354	3,506
	Energy sales (GWh)	13,903	25,296	17,539
	Market share	11%	5%	25%
Distribution	Clients (mn)	2.5	18.1	3.6
	Energy distributed (GWh)	15,888	77,913	13,834
	Market share	15%	16%	20%
				1,990
				10,258
				21%
				1.5
				7,578
				27%

### Consolidated Financial Data

(US\$ mn)	FY 2019	FY 2020
Revenues	14,314	12,193
EBITDA <sup>1</sup>	3,994	3,154
(US\$ mn)	FY 2019	FY 2020
Total Assets	29,776	26,934
Net Debt	4,287	4,426
Leverage (x)	1.43	1.61

### ESG Ratings

International Ratings	
MSCI	AA rating
Sustainalytics	27.4 pts
FTSE Russell	3.8 pts
S&P Dow Jones	83 pts

### Credit Rating – Investment Grade

International Ratings	
Standard & Poor's	BBB / Negative
Fitch Ratings	A- / Stable
Moody's	Baa3 / Positive
Local Ratings	
Feller Rate	AA- / Stable

1. Total EBITDA includes Holding and Adjustments

# Distribution

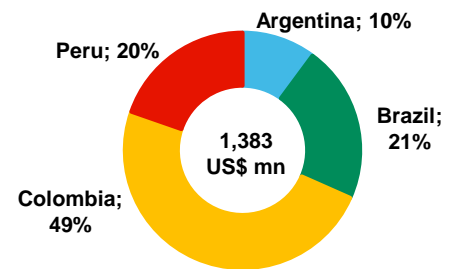
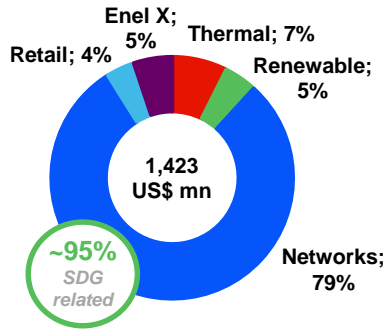
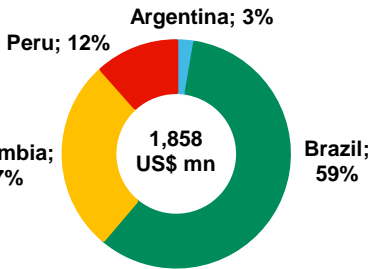
# Generation



### EBITDA by country

### Gross CAPEX by business

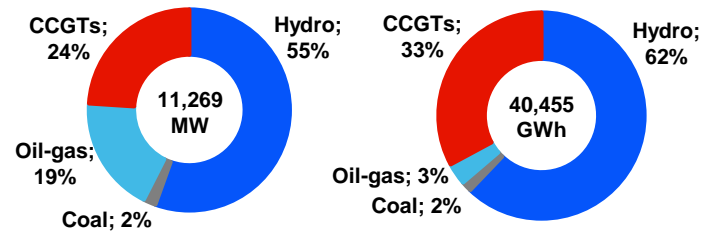
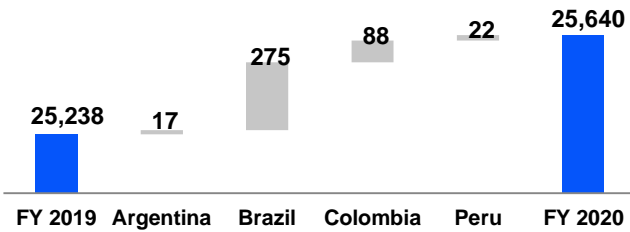
### EBITDA by country



### 402 th. New Clients

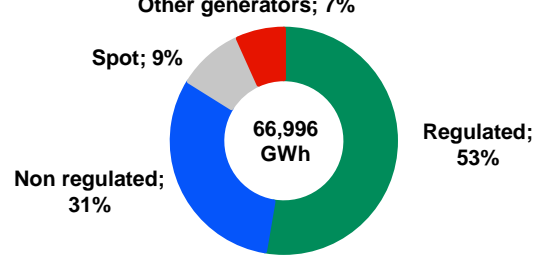
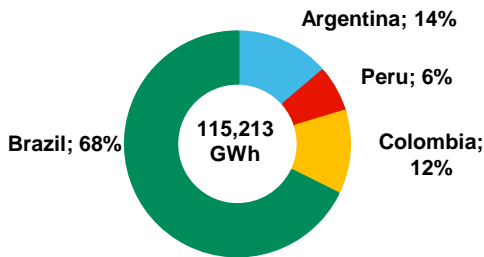
### Installed Capacity

### Generation Mix



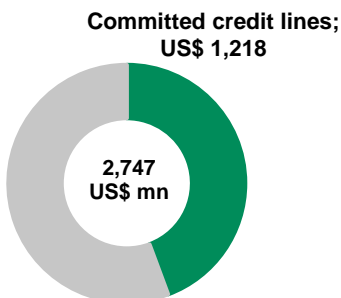
### Physical Sales by country

### Energy sales by market



### Liquidity US\$ 2,747 million

### Gross Debt US\$ 5,955 million



### Gross Debt by currency

### Debt Maturities US\$ Million

