

Fact Sheet H1 2020

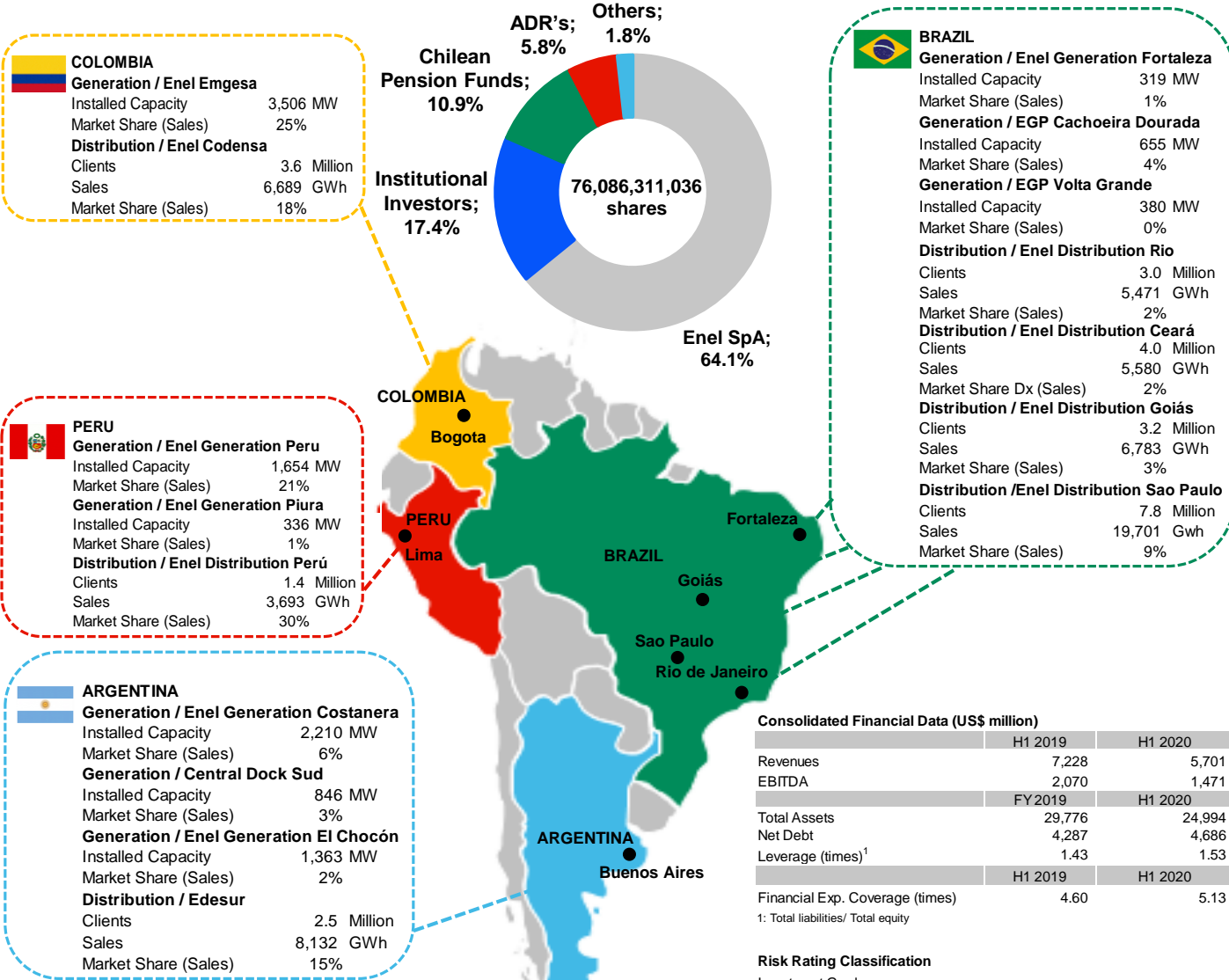
Enel Américas

H1 2020



- We are the largest private utility company in South America.
- We are engaged in the electricity Distribution, Generation and Transmission businesses through our subsidiaries in Argentina, Brazil, Colombia and Peru.
- Enel Américas is controlled by the Enel Group, a worldwide energy leader.

Ownership structure



Consolidated Financial Data (US\$ million)

	H1 2019	H1 2020
Revenues	7,228	5,701
EBITDA	2,070	1,471
	FY 2019	H1 2020
Total Assets	29,776	24,994
Net Debt	4,287	4,686
Leverage (times) ¹	1.43	1.53

	H1 2019	H1 2020
Financial Exp. Coverage (times)	4.60	5.13

¹: Total liabilities/ Total equity

Risk Rating Classification

Investment Grade	Standard & Poor's	Fitch Ratings	Moody's
International Ratings	BBB with negative outlook	A- with stable outlook	Baa3 with positive outlook

Relevant Stock Presence

Stock Market	Ticket symbol	Price H1 2020 ¹
Bolsa de Santiago	ENELAM	124.00 (CLP/Share)
NYSE	ENIA	7.51 (USD/ADR)

¹ Closing price as of June 30th, 2020

Market Cap ¹ (US\$ bn)
11.49

¹ As of June 30th, 2020



Local Ratings	
Feller Rate	AA- Stable

Risk Rating Classification as of August 20th, 2020

Distribution¹

- Represents 56% of our consolidated EBITDA
- Total sales: 56,049 GWh
- Total clients: 25.4 million



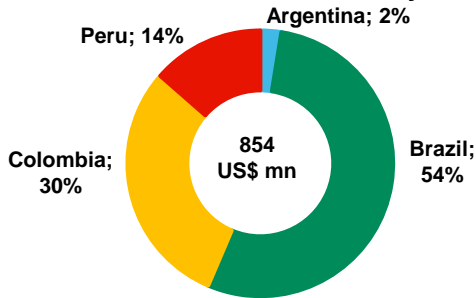
Generation

- Represents 44% of our consolidated EBITDA
- Total sales: 31,796 GWh
- Total Installed Capacity: 11,269 MW

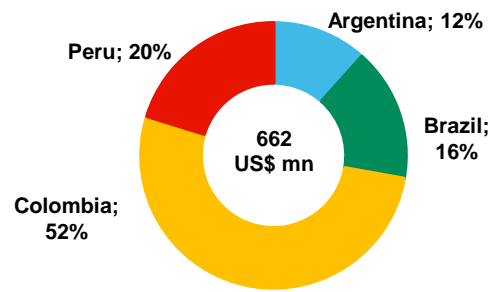


1. Distribution business includes Enel X.

EBITDA Distribution by country

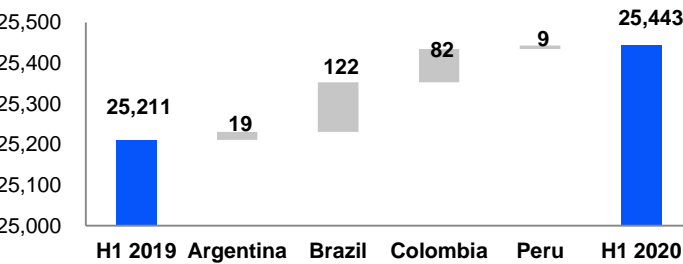


EBITDA Generation by country

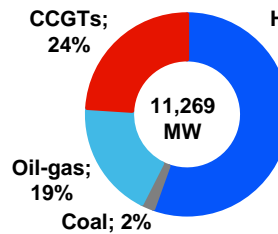


In thousands

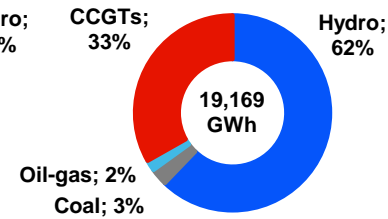
232k New Clients



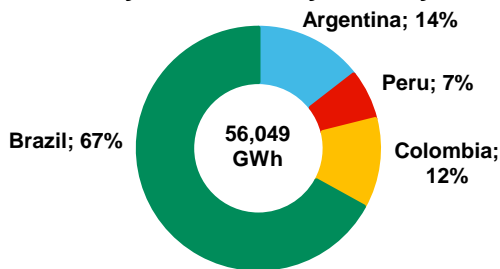
Installed Capacity



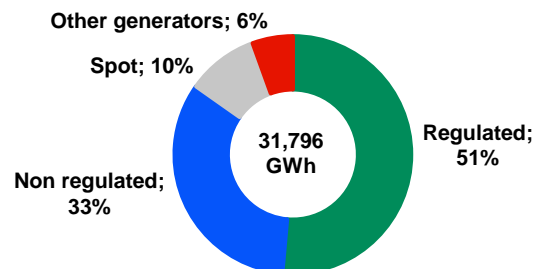
Generation Mix



Physical Sales by country

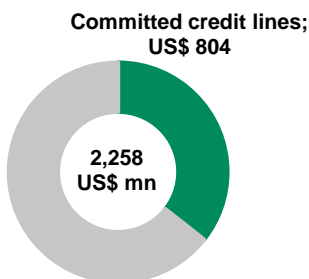


Energy Sales by market

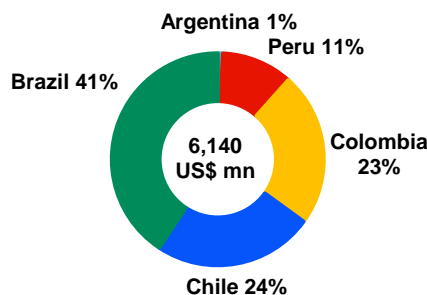


Liquidity US\$ 2,258 million

Gross Debt US\$ 6,140 million



Gross Debt by country



Debt Maturities US\$ Million

