

Enel Américas

Fact Sheet FY 2023

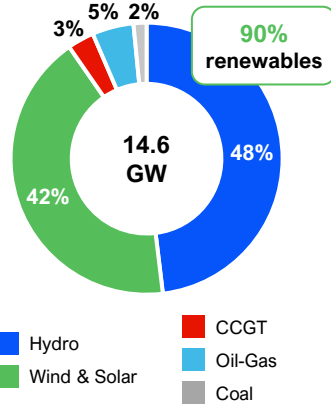


- › Integrated utility company with operations Grids, Generation and Services in LatAm
- › With presence in Argentina, Brazil, Colombia, Peru¹ and Central America
- › Zero emissions target by 2040



Operational figures – As of December 2023

Net installed capacity



	Argentina	Brazil	Colombia	Peru ¹	C. America ²	Total	
Generation	Net installed capacity (GW)	1.3	6.0	4.0	2.6	0.7	14.6
	Net production (TWh)	4.5	17.6	16.0	10.4	2.2	50.6
	Energy sales (TWh)	4.5	34.5	21.6	11.3	3.3	75.2
Grids	Grid customers (mn)	2.7	15.7	3.9	1.6	N.A.	23.8
	Energy distributed (TWh)	18.1	70.1	15.3	8.5	N.A.	112.0
	Energy losses	16.8%	13.0%	7.5%	8.7%	N.A.	12.5%

(1) Peruvian assets are classified as held for sale; (2) Central America only has Generation business

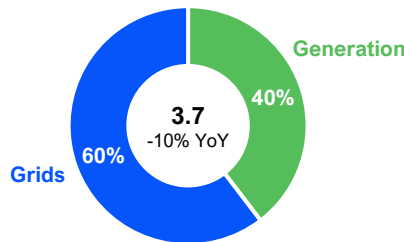
Consolidated Financials³

(USD bn)	FY 2022	FY 2023
Revenues	14.2	12.9
EBITDA	4.2	3.7
Group net income	(0.0)	0.9

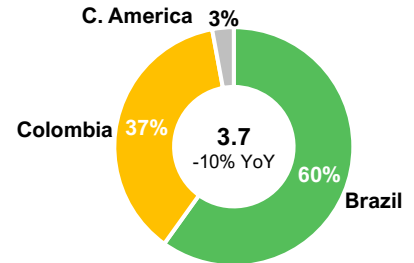
(USD bn)	FY 2022	FY 2023
Total assets	34.8	36.9
Net debt	6.9	6.5
Leverage (x)	1.4	1.7

(3) Excludes EBITDA from Peru (assets held for sale)

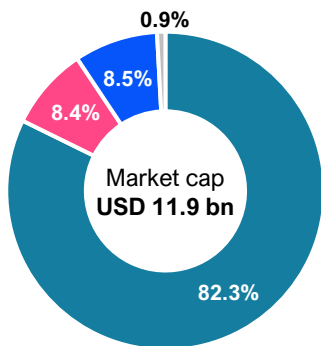
EBITDA by business³



EBITDA by country³



Shareholders & stock info⁴



Traded at	Bolsa de Santiago
Ticker	ENELAM
Closing price¹	97.5 (CLP/sh)

Credit ratings

International	
Standard & Poor's	BBB- / Stable
Fitch Ratings	BBB+ / Stable
Moody's	Baa2 / Stable

Local	
Fitch Ratings	AA+(cl) / Stable
Feller Rate	AA / Stable

ESG ratings

Agency	Rating
MSCI	AAA (from CCC to AAA)
FTSE Russell	4.4 pts (from 0 to 5)
S&P Dow Jones	84 pts (from 0 to 100)
Moody's ESG	67 pts (from 0 to 100)
Refinitiv	93 pts (from 0 to 100)
CDP ⁵	A- (from D to A)
ISS ESG	B- (from D- to A+)

(4) As of December 31, 2023. As of that date, Enel Américas has 107,279,889,530 shares; (5) Carbon Disclosure Project

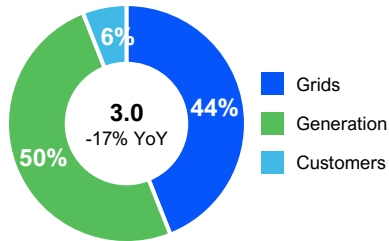


Enel Américas

Fact Sheet FY 2023



- › Integrated utility company with operations Grids, Generation and Services in LatAm
- › With presence in Argentina, Brazil, Colombia, Peru¹ and Central America
- › Zero emissions target by 2040



CAPEX by business (USD bn)

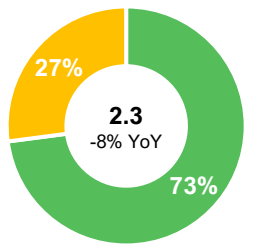
Investment priorities for the coming years:

- › **Grids:** Focus on countries with **constructive regulation**, maximizing **RAB growth**
- › **Renewables:** **Selective investments** based on a risk-reward matrix to maximize returns
- › **Customers:** Prioritize products and services that can **accelerate electrification**

Grids

EBITDA by country¹ USD mn

	FY 2022	FY 2023
Grid customers (mn)	23.3	23.8
Energy distributed (TWh)	122.6	112.0
SAIDI (hours)	8.2	9.0
SAIFI (times)	3.9	4.3
Energy losses (%)	12.8	12.5
Smart meters (mn)	0.3	0.7

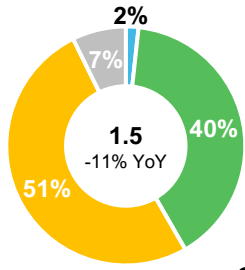


Next tariff reviews

- 2024** Argentina: Edesur
- 2025** Colombia: Enel Colombia
- 2027-28** Brazil: Enel Dx Rio, Enel Dx Ceará, Enel Dx Sao Paulo

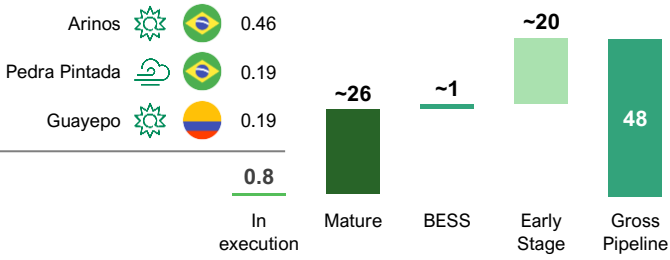
EBITDA by country¹ USD mn

Generation



	FY 2022	FY 2023
Net production (TWh)	53.4	50.6
Energy sales (TWh)	88.0	75.2

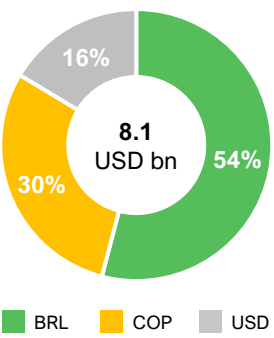
Gross pipeline (GW)



(1) Excludes EBITDA from Peru (assets held for sale)

Consolidated Net Debt – USD 6.5 bn

Gross Debt by currency



Variable rate gross debt	85%
Average maturity (years)	3.2
Cost of debt	12.2%

Liquidity & Debt maturities (USD bn)

